




RAPID-TORC
BIG NUTS - BIG TOOL
WWW.RAPIDTORC.COM



HYDRAULIC PUMPS 10.000 PSI **PANTHER**



The Hydraulic pumps "Panther" Series.

Lightweight, strong and fast, the Rapid-Torc hydraulic pumps "Panther" Series are the most reliable and powerful pumps of the markets.

With two types of Power source, Air (from 60psi) or Electric (115 or 220 V), the « Panther » series are adaptable to all environments including explosion proof for our air pumps.



Rapid-Torc pumps « Panther » series are compact and easy to operate on all your applications. All Rapid-Torc piston pumps are really professional and are all tri-stages for a maximal speed at low, medium and high pressure and double effect for maximum efficiency. All our pumps can be used with any 10.000psi double effect torque wrenches existing on the market.

All our pumps are delivered complete with: remote control (5 meters long), protective frame, certified 1% accuracy gauge, high pressure twin hoses, oil cooling system, hydraulic oil, and a lot of others options including with our standard pumps. Rapid-Torc Pumps.....simply the best you will ever use!

Panther Series: Technical features

- Lightweight hydraulic pump double effect 700 bar -10.000 psi
- Hydraulic pistons pumps, tri-stages for maximum speed.
- Low power consumption on all our electric pumps.
- Internal high pressure safety valve 10.000 psi.
- Low noise (-80 dBA)
- Automatic shut-off after one minute without operation on the pump (electric models)
- Remote control 24 V with 5 meters long cable (electric model).
- High pressure regulation valve very precise.
- Automatic 0 pressure return.
- Conform to norm IP54.(electric model).
- Squirrel cage construction motor (Electric motor).
- High reliability guaranteed by a long working life of windings, bearings and switches.
- Oil level/temperature gauge on the tank.
- Start and stop direct on the remote control.
- Glycerin gauge: Ø 100 mm for perfect double scale bar/psi visibility - Precision +/- 1% full scale accuracy - Internal serial number for a perfect traceability.
- Full frame for a perfect protection of the pump and an easy transport.
- Industrial unbreakable coupling.
- Heat exchanger oil cooling system (electric model).

Ask Now for a free demonstration on site !



SMALL

Small pump with a big bite !™



Perfect for RT-1 & RTX-2 and all your short term applications.



MEDIUM

More than a standard... A Reference!

Reliable, Strong and compact even under the most extreme conditions!



LARGE

The Nutrunner

For all your applications where speed is essential



Modèles	Pompes Électriques			Pompes anti-déflagrantes - Air Comprimé			
	Small	Medium	Large	Small	Medium	Large	
	Panther 025	Panther 055*	Panther 150*	Panther A110	Panther A280	Cougar	
MOTEUR	0,25kW	0,55kW	1,5kW	1,2kW	2,8kW	2x 1,2kW	
Alimentation	115/220 Volts	115/220 Volts	115/220 Volts	7 bar/100 psi	7 bar/100 psi	7 bar/100 psi	
Débit d'huile	70 bar	3,2 l./min	6,4 l./min	10,5 l./min	4,5 l./min	7,5 l./min	13,5 l./min
	250 bar	0,9 l./min	1,8 l./min	2,5 l./min	1,1 l./min	2,5 l./min	3,3 l./min
	700 bar	0,35 l./min	0,7 l./min	1,5 l./min	0,4 l./min	0,9 l./min	1,5 l./min
Système de refroidissement	-	Échangeur de chaleur ventilé	Échangeur de chaleur ventilé	Échangeur de chaleur Air/Huile à tube	Échangeur de chaleur Air/Huile à tube	Échangeur de chaleur Air/Huile à tube	
Sorties	1	4	4	1	4	4	
Poids	15 Kg	22 Kg	33 Kg	17Kg	21 Kg	33 Kg	
Capacité du réservoir	1,9 Litres	3,8 Litres	5,7 Litres	1,9 Litres	3,8 Litres	5,7 Litres	
Dimensions (LxH) mm	320x210x388	439x238x469	510x398x589	340x347x419	398x378x459	398x378x459	

* Option automatique disponible